

Survey Description

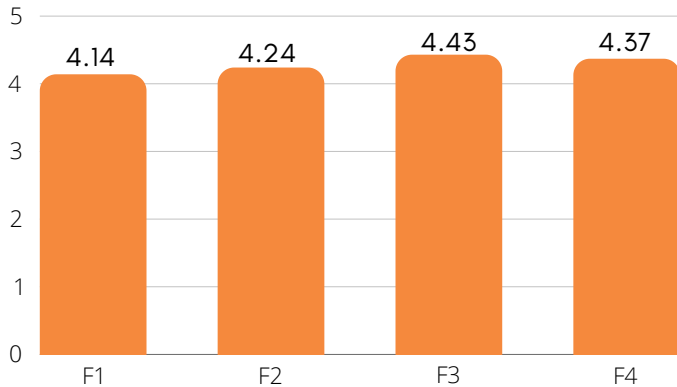
The Ripon Area School District's Parent Satisfaction Survey is composed of 21 questions, each scored on a scale of 1-5, within four areas related to overall satisfaction. Since 2017, when the first survey was conducted, both participation and overall satisfaction have increased significantly.

Survey Results



Results	2017	2019	2020	2021	2022
Satisfaction	3.85	3.87	4.15	4.01	3.92
Responses	211	262	321	368	326

School Learning Environment



Overall
Factor Average

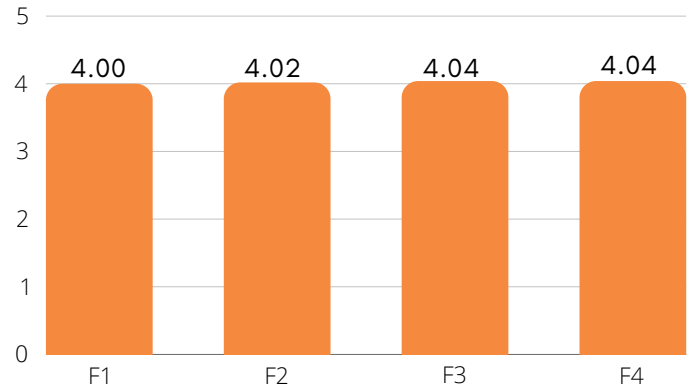
4.06

Top Four Factors

- F1 Learning is high priority
- F2 Family treated with respect
- F3 Access to classroom supplies and equipment
- F4 The school is clean and well maintained

**see page two for all factors*

Relationship Between Teacher and Child



Overall
Factor Average

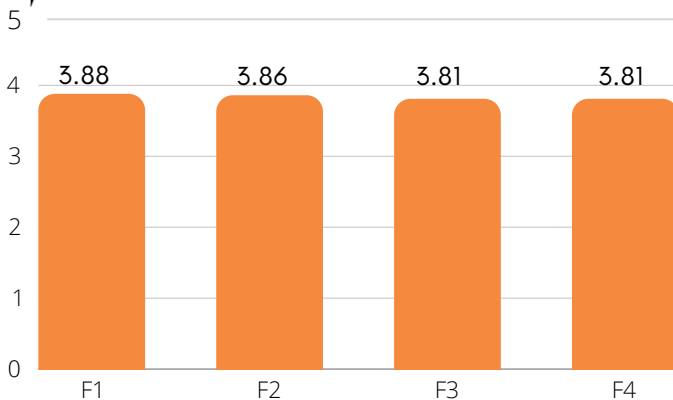
3.92

Top Four Factors

- F1 Staff show genuine concern for my child
- F2 I would recommend this school to other parents
- F3 Proud to have children in this school
- F4 Teachers' care about my child's success

**see page two for all factors*

Principal Leadership and Relationships



Overall
Factor Average

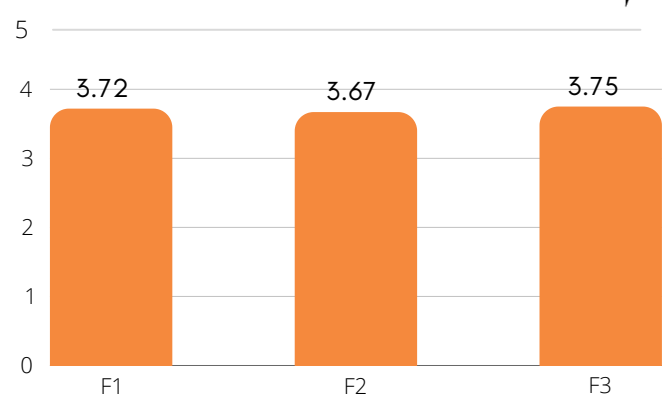
3.84

Top Four Factors

- F1 Principal is respectful, receptive, & responsive
- F2 Principal is an effective leader
- F3 Principal is responsive to parent concerns
- F4 Principal & teachers keep me well-informed

**see page two for all factors*

District/Superintendent



Overall
Factor Average

3.71

Top Four Factors

- F1 Superintendent decisions are in best interest of children and parents
- F2 District is headed in right direction for improving student achievement
- F3 Confident the District will deal successfully with future educational challenges

**see page two for all factors*

Factors for District Continuous Improvement

"The compelling story from this data is that the vast majority of participants agree or strongly agree with every statement and-or question. This is an ongoing trend from 2017, the first year the survey was offered"

-Joe Donovan from the Donovan Group

Top Areas of Satisfaction

- Staff demonstrate genuine concern for my child
- I would recommend this school to other parents
- I am proud to say I have children at this school
- My family is treated with respect at this school
- My child's learning is a high priority at this school

School Learning Environment

Question	2017	2019	2020	2021	2022	Change from 2017
Child's learning is high priority	4.07	4.05	4.32	4.22	4.14	0.07
Rules/discipline plans are enforced consistently	3.61	3.56	4.10	3.85	3.67	0.06
Receive feedback on how well my child is learning	3.43	3.42	3.76	3.57	3.44	0.01
My family is treated with respect	4.12	4.19	4.39	4.23	4.24	0.12
Has necessary supplies and equipment	4.21	4.23	4.41	4.40	4.43	0.22
Provides safe environment for my child	4.10	4.07	4.44	4.19	4.13	0.03
School is clean and well maintained	4.41	4.45	4.45	4.38	4.37	-0.04

Relationship Between Teacher & Child

Question	2017	2019	2020	2021	2022	Change from 2017
Staff demonstrate genuine concern for my child	4.00	4.07	4.28	4.10	4.00	0.00
I would recommend this school to other parents	3.98	4.01	4.32	4.12	4.02	0.04
I am proud to have children at this school	3.98	3.99	4.30	4.12	4.04	0.06
My child is recognized for good work & behavior	3.71	3.83	3.93	3.94	3.80	0.09
My child's teacher has high expectations for learning	3.96	4.07	4.10	4.06	4.01	0.05
My child's teacher cares about my child's success	4.01	4.14	4.21	4.08	4.04	0.03
I receive positive calls or notes about my child	3.00	3.16	3.51	3.25	3.32	0.32

Principal Leadership and Relationships

Question	2017	2019	2020	2021	2022	Change from 2017
Principal is respectful, receptive, and responsive to input	3.89	3.91	4.19	4.05	3.88	-0.01
Principal is an effective leader	3.87	3.86	4.10	4.03	3.86	-0.01
Principal is responsive to parent concerns	3.80	3.82	4.13	4.04	3.81	0.01
Principal & teachers keep me well informed of activities	3.79	3.83	4.03	3.95	3.81	0.02

District/Superintendent

Question	2017	2019	2020	2021	2022	Change from 2017
Superintendent makes decisions in the best interest of children & parents	3.59	3.47	3.99	3.83	3.72	0.13
The district is headed in the right direction in terms of improving student achievement	3.60	3.51	3.99	3.83	3.67	0.07
I am confident that the district will deal successfully with future educational challenges	3.68	3.60	4.11	3.91	3.75	0.07